A photograph of a desk setup. On the left is a desk lamp with a gold-colored adjustable arm and a dark blue conical shade. Next to it is a cylindrical gold-colored pen holder containing several pens. In the center, the text 'SOS Study Method' is overlaid in white, with small white star and plus symbols. To the right of the text is a white donut-shaped object, a small white vase with dried flowers, a purple decorative object, and two spiral-bound notebooks (one orange, one brown) with a yellow pen lying in front of them. The background is a plain, light-colored wall.

# SOS Study Method



# What is it?

- It's a studying technique that prioritizes making maps for visual learning.
- It teaches you three basic maps: the scheme, the conceptual map and the mental map.
- These maps also follow the method of pre-reading, reading, and post-reading.
- It's useful for both mentors and students.





# The Map

Is a tool for:

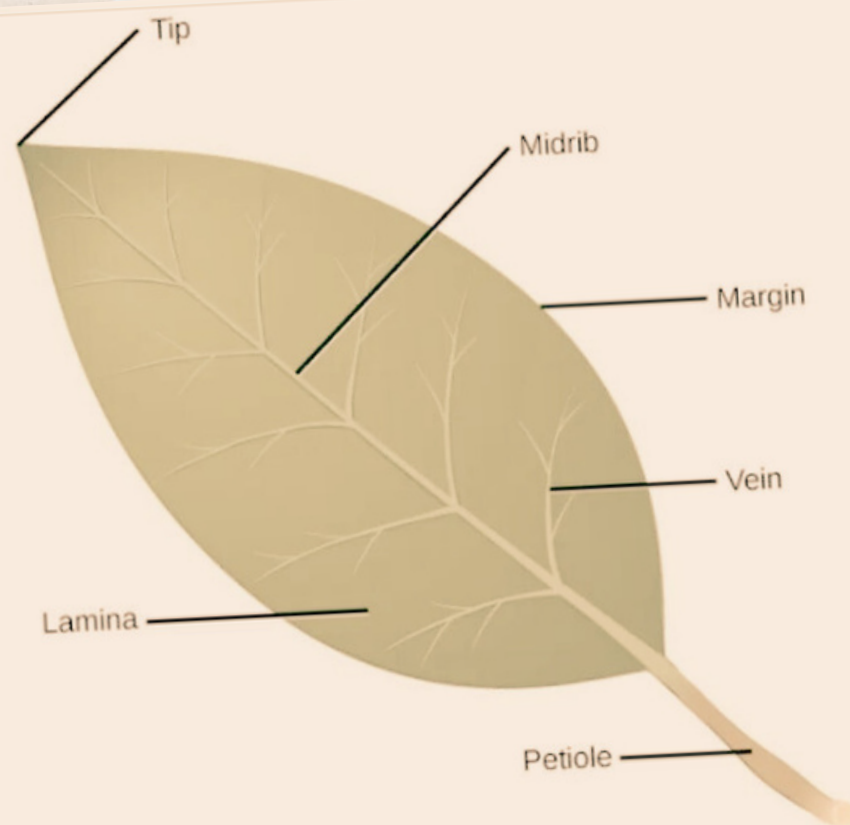
- Comprehension
- Production
- Facilitation





# Scheme

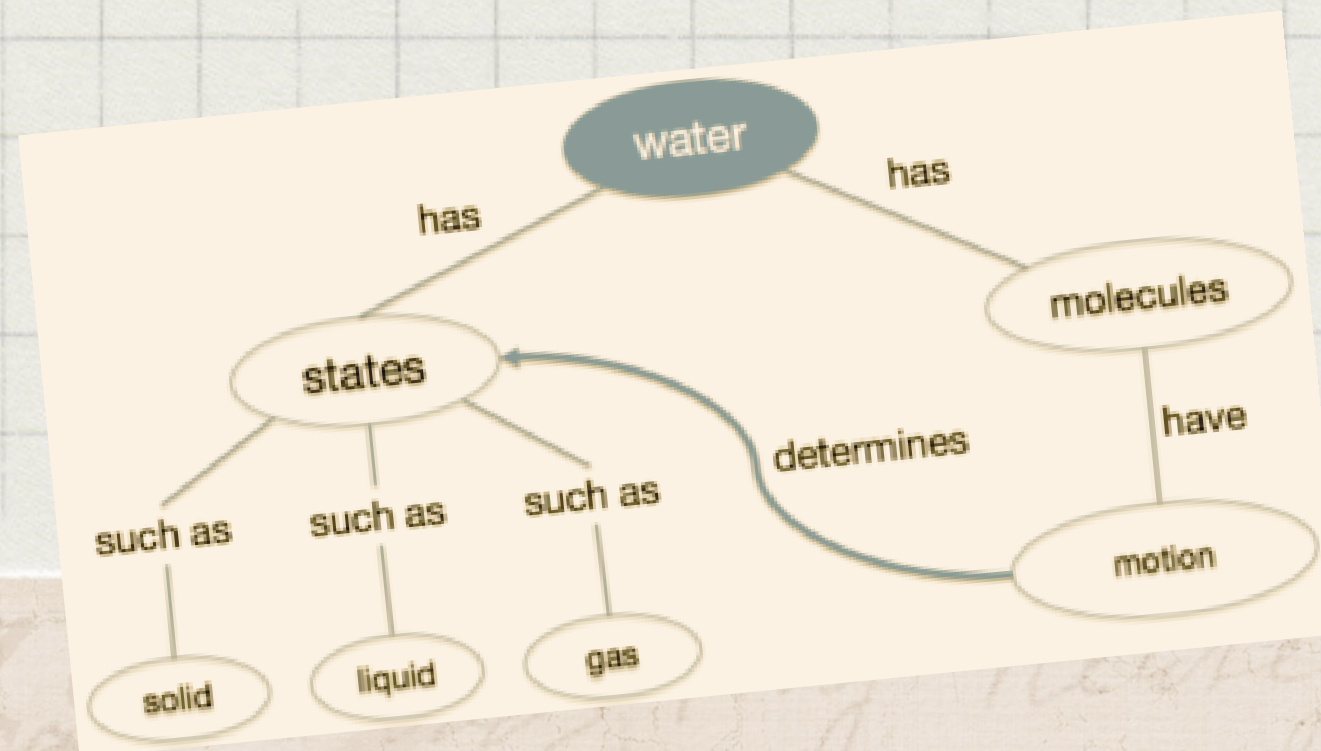
- Simplified representation of what is taught.
- Helps to follow the speech.
- Useful for summarizing and memorizing.





# Conceptual map

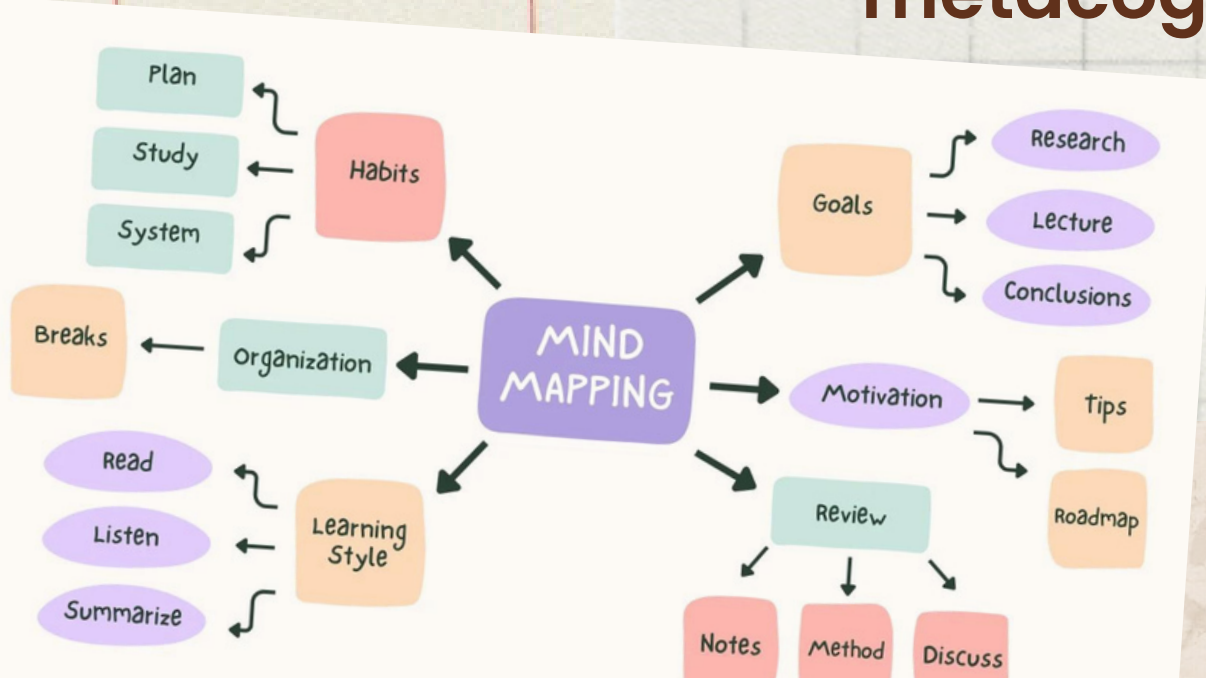
- Useful for representing the knowledge and understanding it.
- Method based off of the learning of concepts and meanings.





# Mental map

- Any kind of information or thought that we want to process.
- Useful for brainstorming and verifying the knowledge.
- Uses associative logic and helps stimulate metacognition and mental ability.





I HEAR AND I FORGET

I SEE AND I REMEMBER

I DO AND I UNDERSTAND

-CONFUCIUS





Thank you!